

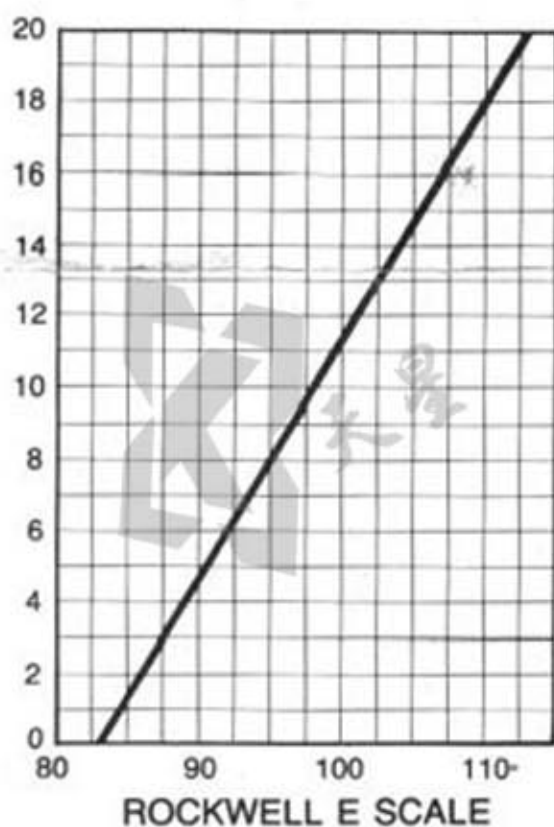
其他有关硬度转换曲线

—摘自进口韦氏硬度计资料

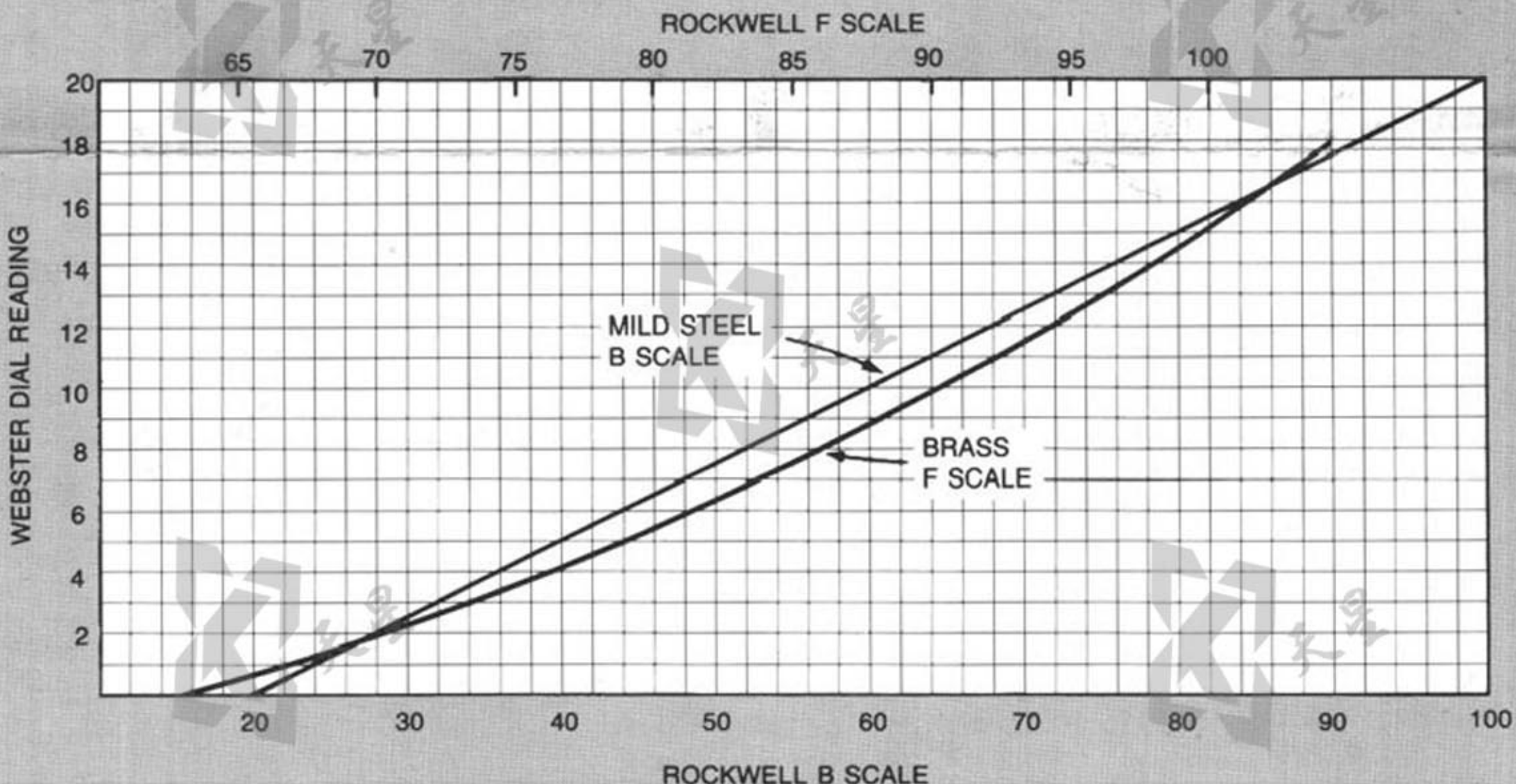
Webster
hardness
tester
MODEL B-75

The Model B-75 Tester was developed to obtain more sensitive response to slight changes in the upper range of hardness covered by the Model B. This sensitivity is particularly useful in testing mild steel and the stronger aluminum alloys. For brass the B-75 covers the range from annealed to full-hard. This added sensitivity is accomplished by incorporating a penetrator of slightly different contour and a heavier load spring than used in the Model B. The 20 graduations on the Webster dial indicator covers the range between 20 and 100 on the Rockwell B Scale.

The graphs on this page show the range covered by the Model B-75 Tester. Results were derived from many samples, and show the *average* curve. All tests were conducted with the Model B-75 Tester set to read 5 on a standard test strip of 6061-T6 aluminum alloy of Rockwell E 90 ± 1 hardness.




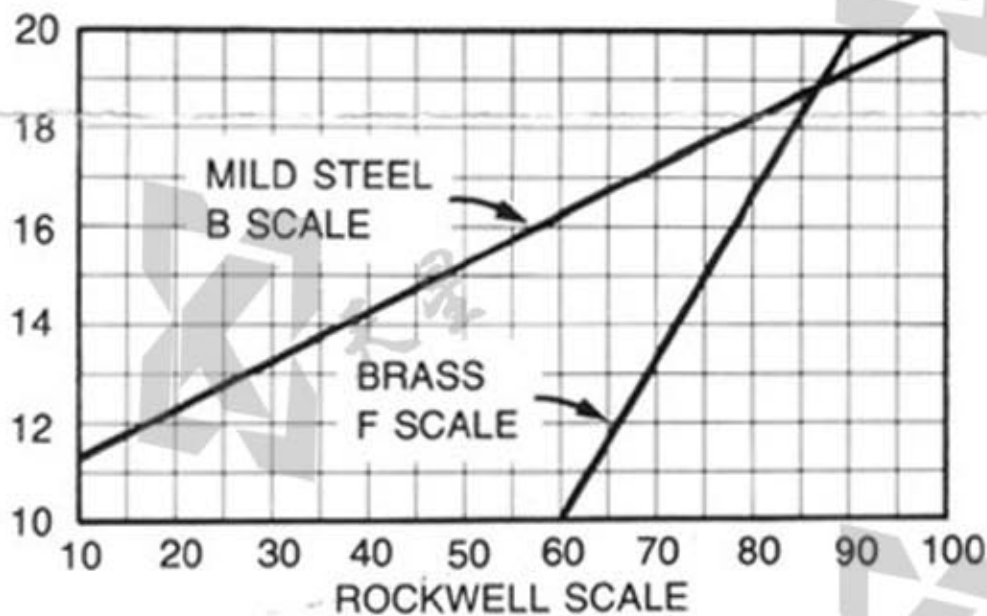
HARDNESS CONVERSION FOR BRASS AND MILD STEEL MODEL B-75



Webster hardness tester MODEL B

The Model B Tester is designed to cover the hardness of aluminum alloys from the 1100 to the 7075 series. The 20 graduations on the Webster dial indicator covers the range between 25 and 110 on the Rockwell E Scale.

The graphs on this page show the range covered by the Model B Tester. The lines for these graphs were derived from many tests on a variety of alloys and show an *average* curve. Production lots of alloys can vary in work-hardening characteristics which may result in instances where readings do not fall precisely on the curve. All tests were conducted with the Model B Tester set to read 16 on a standard test strip of 6061-T6 aluminum alloy of Rockwell E 90 ± 1 hardness.



HARDNESS CONVERSION FOR ALUMINUM ALLOYS MODEL B

